

BCAA CPS Educator II Course

Student Information

Welcome to the BCAA Child Passenger Safety Educator II Course. Whether your goal is to provide training within your organization, to your clients or educate the public, you will be contributing to the safety of children of British Columbia – and that’s both important and rewarding!

The BCAA CPS Educator II Course is delivered in a blended mode divided into two parts: Self-Study and Hands-On Session.

Self-study

The self-study portion of the course must be completed prior to coming to the hands-on session. It focuses on the knowledge needed to be a CPS Educator. You will work through the BCAA CPS Educator II Student Manual, watching videos, completing unit activities, and completing the online knowledge exam. You should allow yourself between 10 to 12 hours to complete the self-study.

Hands-On Session

A one-day session delivered face-to-face led by your instructor. This includes hands-on practice and skills evaluation and any questions you have from the self-study.

Please read this document through, it provides you with important information related to your upcoming BCAA CPS Educator II Course.

If you have any questions, contact your instructor or the BCAA CPS program:

Phone: 1-877-247-5551

Email: communityimpact@bcaa.com

Course information

Instructor:

Instructor contact:

Hands-on Session:

Date:

Time:

to

Location:

Lunch:

Provided

Bring your own

Print manual: (see information on manuals on page 5)

Print manuals will be available at your organization 3 to 4 weeks before the course

If you want a print manual, email the instructor with your mailing address

For this course you will need:

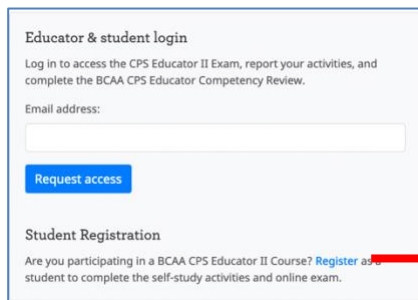
1. Internet access
2. To [register](#) as a student on the BCAA CPS Educator Community
3. [The BCAA CPS Educator II Manual](#)
4. Attend the [Hands-On Session](#)

Student Registration

You must register as a student on the BCAA CPS Educator Community (the Community) to take the course. The Community provides you with access to online resources to support your learning including the manual, videos, and the knowledge exam.

To register:

- Go to <https://bcps.drivefit.ca/>
- Choose **Register as a student** in the Educator & student login:



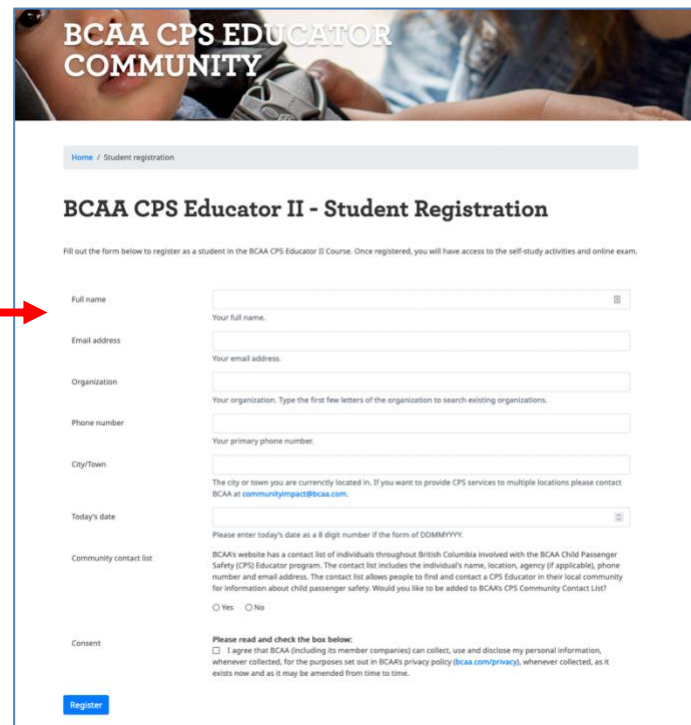
Educator & student login
Log in to access the CPS Educator II Exam, report your activities, and complete the BCAA CPS Educator Competency Review.

Email address:

[Request access](#)

Student Registration
Are you participating in a BCAA CPS Educator II Course? [Register as a student](#) to complete the self-study activities and online exam.

- Complete and submit the online form
- Check your email for an access link. No password is required.



BCAA CPS EDUCATOR COMMUNITY

Home / Student registration

BCAA CPS Educator II - Student Registration

Fill out the form below to register as a student in the BCAA CPS Educator II Course. Once registered, you will have access to the self-study activities and online exam.

Full name

Your full name.

Email address

Your email address.

Organization

Your organization. Type the first few letters of the organization to search existing organizations.

Phone number

Your primary phone number.

City/Town

The city or town you are currently located in. If you want to provide CPS services to multiple locations please contact BCAA at communityimpact@bccaa.com.

Today's date

Please enter today's date as a 8 digit number if the form of DDDMMYYYY.

Community contact list

BCAA's website has a contact list of individuals throughout British Columbia involved with the BCAA Child Passenger Safety (CPS) Educator program. The contact list includes the individual's name, location, agency (if applicable), phone number and email address. The contact list allows people to find and contact a CPS Educator in their local community for information about child passenger safety. Would you like to be added to BCAA's CPS Community Contact List?

☐ Yes ☐ No


Consent

Please read and check the box below:
☐ I agree that BCAA (including to member companies) can collect, use and disclose my personal information, whenever collected, for the purposes set out in BCAA's privacy policy ([bccaa.com/privacy](#)), whenever collected, as it exists now and as it may be amended from time to time.

[Register](#)

Once registered, you can access the Community using the link provided in your email.

For security purposes the access link will expire after 2 weeks, and you'll need to request access again by entering your email in the **Request Access** field on the main page.



BCAA CPS EDUCATOR COMMUNITY

Welcome Test student! [@ marg-testing@drivefit.ca](#) Organization: One [Update](#) [Logout](#)

Becoming Certified
To become a certified BCAA CPS Educator you must successfully complete the online exam and hands-on session.

BCAA CPS Educator II Exam
Your status: **Not passed** [Request the exam](#)

Latest info for educators

Keeping kids safe on the road
Jan 8, 2021
It starts with proper education. BCAA Child Passenger Safety Educators recommend keeping it simple and focusing on getting the basics right. Here's what's key to ensuring your kids are safe when traveling in a car.

[Read more](#)

Basic Guidelines for Cleaning Child Seats
Aug 28, 2020
Beloved Course: Basic Guidelines for Cleaning Child Seats
June 5, 2020
This article originated in the March/April 2020 issue of Safe Kids News.

[Read more](#)

[Read more articles](#) [Transport Canada recalls 27](#)

The Community provides you with access to online resources to support your learning including:

- Manual, videos and documents in the CPS Educator II Course-Student section of the Educator Resources
- Access to complete the online knowledge exam.

The diagram illustrates the navigation path through the BCAA CPS Educator II Community website:

- Top Screenshot:** Shows the 'BCAA CPS Educator II Exam' page. The status is 'Not passed'. A red arrow points from the 'Begin the exam' button to the 'BCAA CPS Educator II Exam' link on the main page.
- Middle Screenshot:** Shows the 'Educator Resources' page. A red arrow points from the 'VIEW RESOURCES' link to the 'CPS Educator II Course - Student' section.
- Bottom Screenshot:** Shows the 'CPS Educator II Course - Student' section. A red arrow points from the 'VIEW RESOURCES' link to this section.

BCAA CPS Educator II Exam

Your status: **Not passed.** [Begin the exam](#)

BCAA CPS Educator II Exam

Your status: **Not passed.** [Begin the exam](#)

Latest info for educators

Keeping kids safe on the road
Jan 6, 2021
It starts with proper education. BCAA Child Passenger Safety Educators recommend keeping a simple and focusing on getting the basic right, never what's best for your kids are safe when travelling in a car.

Basic Guidelines for Cleaning Child Seats
Aug 18, 2020
Refresher Course: Basic Guidelines for Cleaning Child Seats
This article originated in the March/April 2020 issue of Safe Side News.

Community contacts
List of active CPS Educators who have agreed to be contacts in their community.

BCAA CPS Educator II Course
The BCAA CPS Educator II Course is a series of self-learning and hands-on training. Courses are provided in many locations throughout BC.

Educator Resources
Resources for BCAA CPS Educators including session materials, handouts and the course manual.

[VIEW RESOURCES](#)

BCAA CPS Educator II Course - Student

[BCAA CPS Educator II Student Manual](#)

March 2022

[BCAA CPS Educator II Course Information Form_Student](#)

[BCAA CPS Educator II Course Self-Study Instructions](#)

[CPS Misuse Slides](#)

[CPS Misuse Exercise](#)

[CPS Misuse Exercise_Answers](#)

[CPS Educator Contacts](#)

[Vehicle manual_Volvo](#)

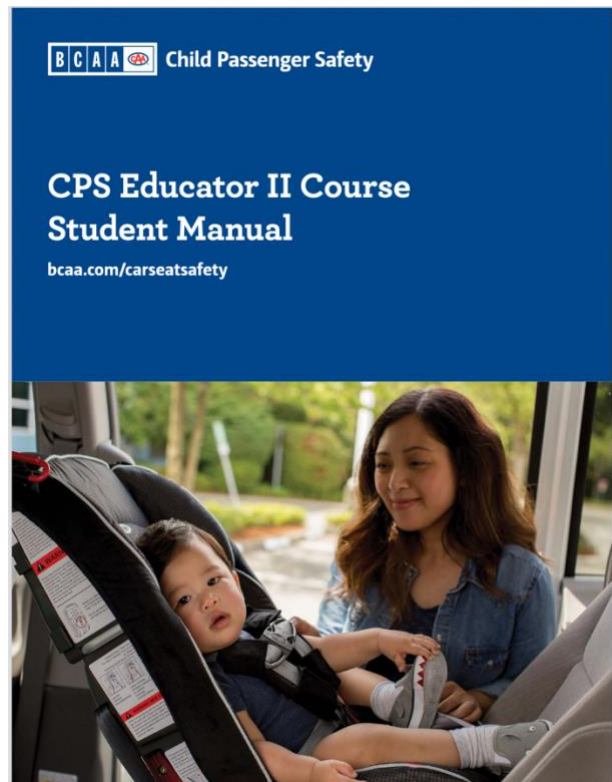
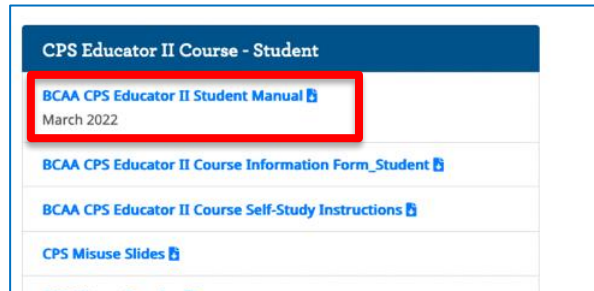
[Vehicle manual_Toyota](#)

Scroll down to the BCAA CPS Educator II-Student Information section

If you do not have adequate access to the internet to register on the Community, contact your instructor or the BCAA CPS program for alternative options.

The BCAA CPS Educator II Student Manual

You will need the BCAA CPS Educator II Student Manual. The manual comes in both print and digital format. The digital format will be available online in the Educator Resource section of the BCAA CPS Educator Community (the Community) once you [register](#).



You can either read the manual online or download it to access offline.

If you want a print copy of the manual, your instructor has indicated under [Course Information](#) how to get a print manual

BCAA CPS Educator II Course

Hands-On Session Information

Following is information about the hands-on portion for your BCAA CPS Educator II Course:

Schedule

08:30 – 08:45	Introduction	12:45 – 13:45	Exercise #4
08:45 – 09:15	Self-study review	13:45 – 14:00	Skills Evaluation
09:15 – 10:00	Exercise #1	14:00 – 14:15	CPS Session Overview
10:00 – 10:30	Exercise #2	14:15 – 14:30	BREAK
10:30 – 10:45	BREAK	14:30 – 15:15	CPS scenarios
10:45 – 11:15	Tethers, UAS and seat belts	15:15 – 16:45:	Child seat clinic
11:15 – 12:15	Exercise #3	16:45 – 17:00	Wind up
12:15 – 12:45	LUNCH		

Recommended dress:

Comfortable: You will be moving around working with child seats inside and out in vehicles

For the weather: You could be outside much of the day

Bring

- ✓ The BCAA CPS Educator II Student Manual
- ✓ Your lunch if not being provided (see above) – there will be a 30-minute break for lunch
- ✓ Pen or pencil and paper for taking notes
- ✓ Your online exam review page
- ✓ Any questions you have about the Self-Study

Vehicle

Vehicles are needed to practice installing seats. If you are willing to let students practice installing seats in your vehicle, let your instructor know.